

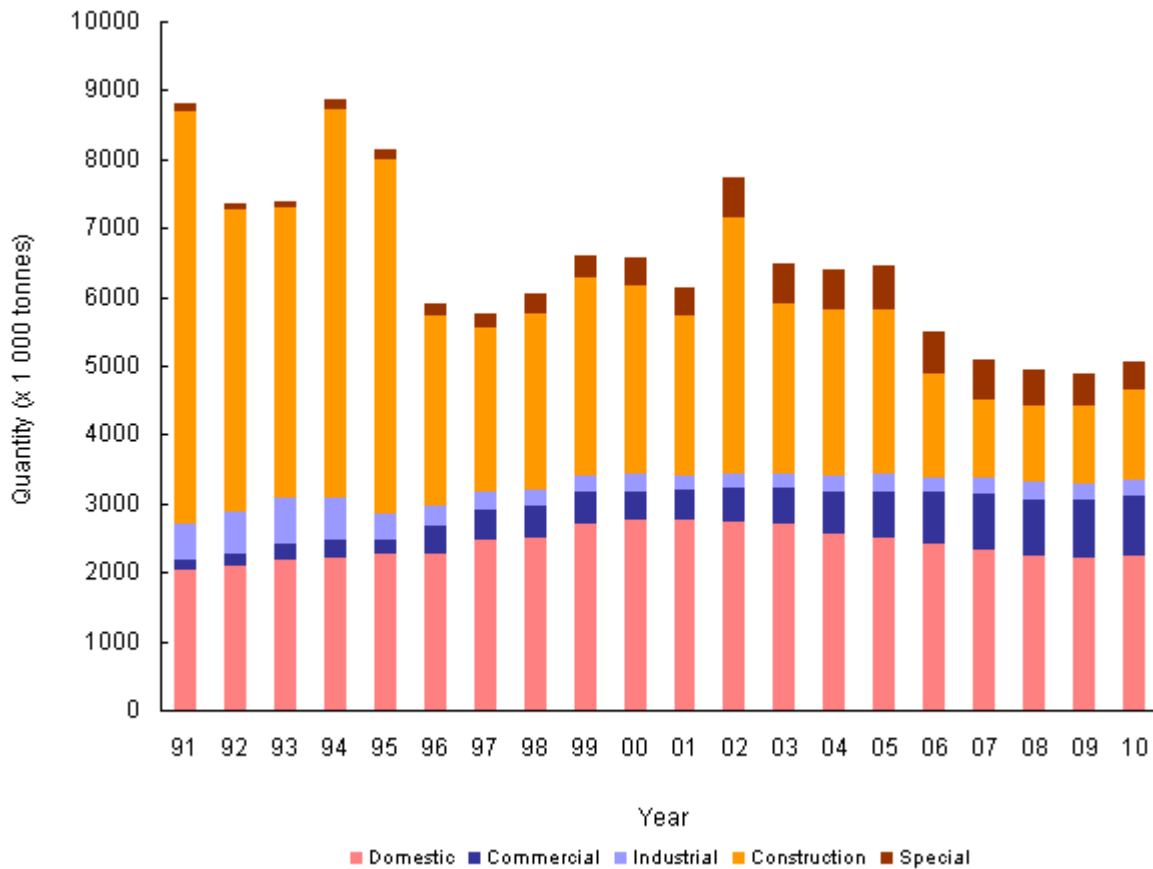
Hong Kong Waste data charts

http://www.epd.gov.hk/epd/english/environmentinhk/waste/data/stat_treat.html

Hong Kong Waste Treatment and Disposal Statistics

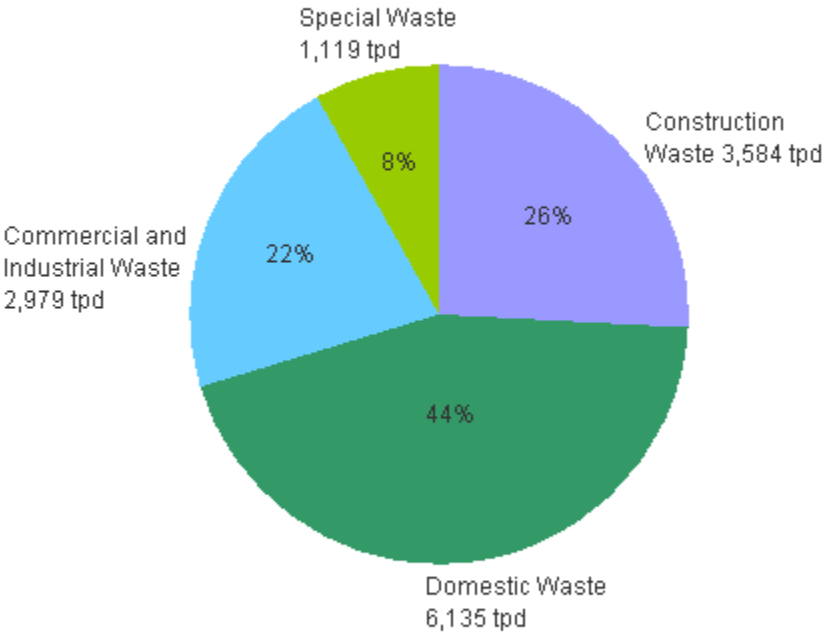
The Environmental Protection Department is closely monitoring the quantities of different types of solid waste disposed of at various waste facilities. The results of the monitoring work carried out between 1991 and 2010 are summarised graphically in the figures below. (For more details please visit https://www.wastereduction.gov.hk/en/assistancewizard/waste_red_sat.htm).

Quantities of Solid Waste Disposed of at Landfills in 1991-2010



[See Data](#)

Types of Solid Waste Disposed of at Landfills in 2010

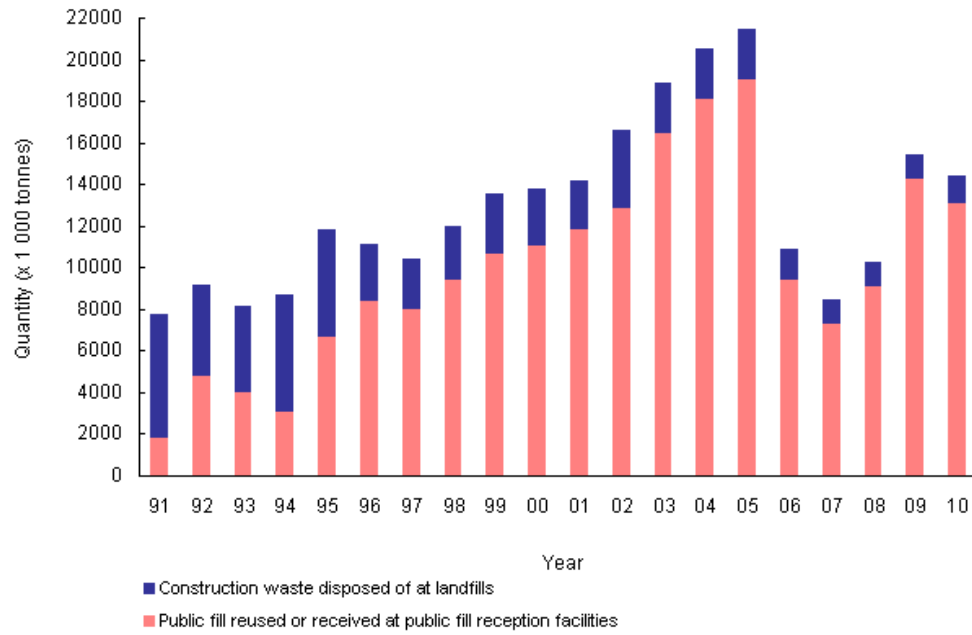


Total : 13,817 tonnes per day

Note : Figures may not add up to total due to rounding

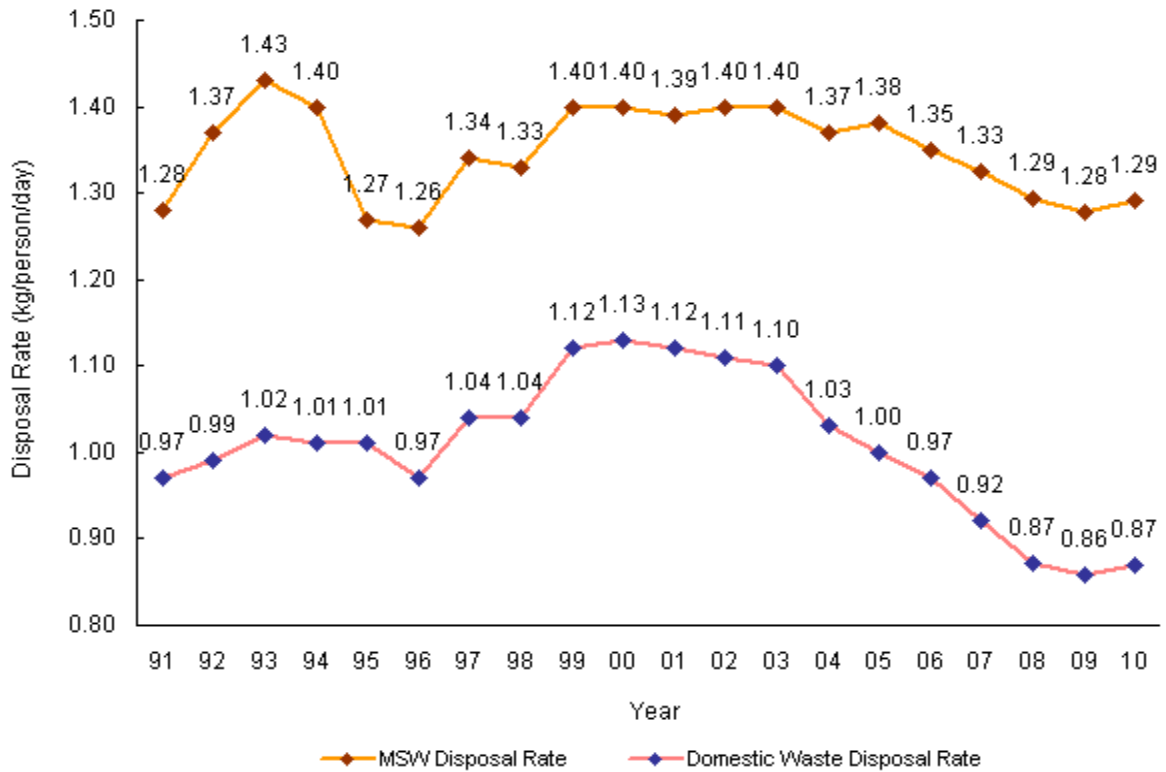
[See Data](#)

Quantities of Construction Waste in 1991-2010



[See Data](#)

Per Capita Disposal Rates of Municipal Solid Waste and Domestic Waste in 1991-2010



Remark : Mid-year population figures are used in the calculation of per capita disposal rates. As the mid-year population figures from 2001 to 2005 have been revised in the 2006 Population By-Census, the per capita disposal rates reported in this table have been updated and differ slightly from the corresponding figures in previous reports.

Per Capita Disposal Rates of Municipal Solid Waste and Domestic Waste in 1991-2010

Year	MSW Disposal Rate	Domestic Waste Disposal Rate
91	1.28	0.97
92	1.37	0.99
93	1.43	1.02
94	1.40	1.01
95	1.27	1.01
96	1.26	0.97
97	1.34	1.04
98	1.33	1.04
99	1.40	1.12
00	1.40	1.13
01	1.39	1.12
02	1.40	1.11
03	1.40	1.10

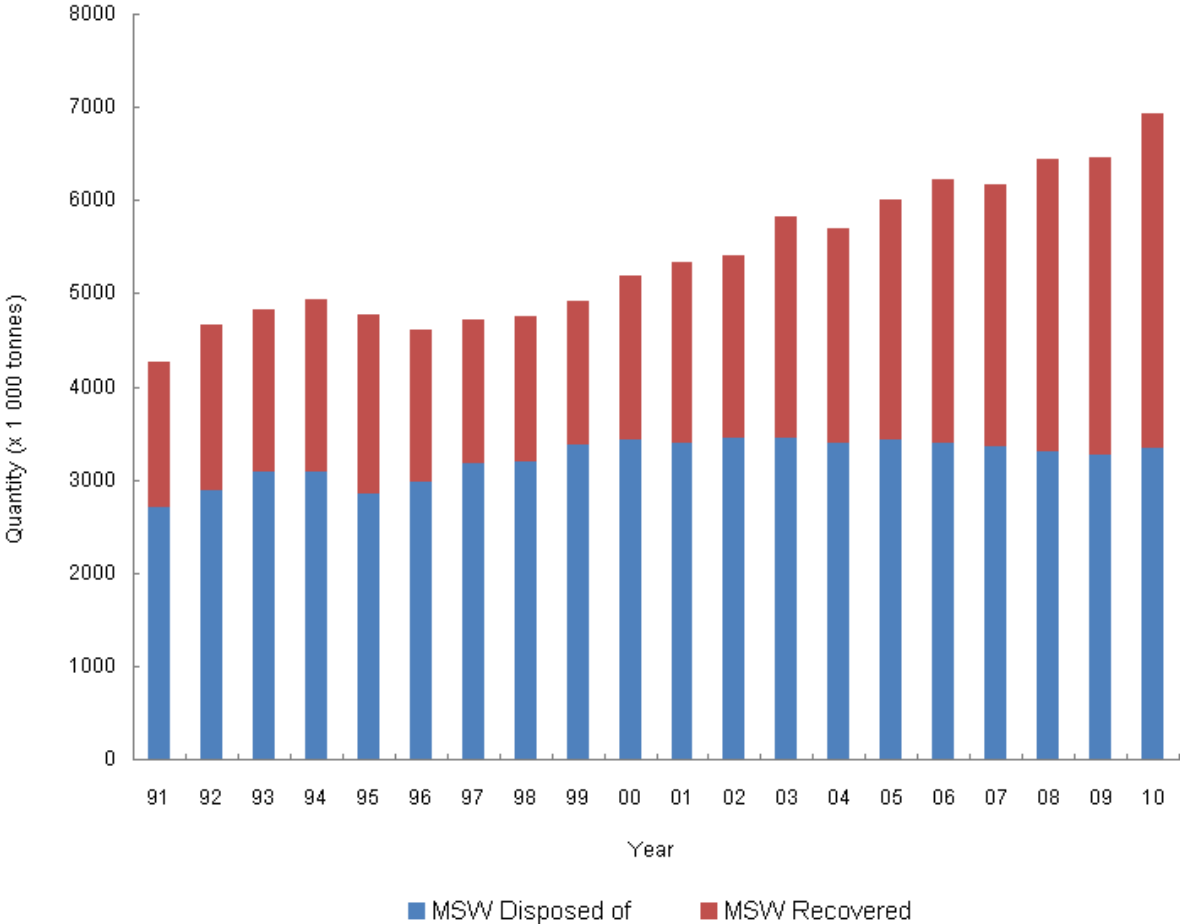
04	1.37	1.03
05	1.38	1.00
06	1.35	0.97
07	1.33	0.92
08	1.29	0.87
09	1.28	0.86
10	1.29	0.87

Disposal Rate (kg/person/day)

(Note: Municipal Solid Waste (MSW) includes domestic, commercial and industrial waste.)

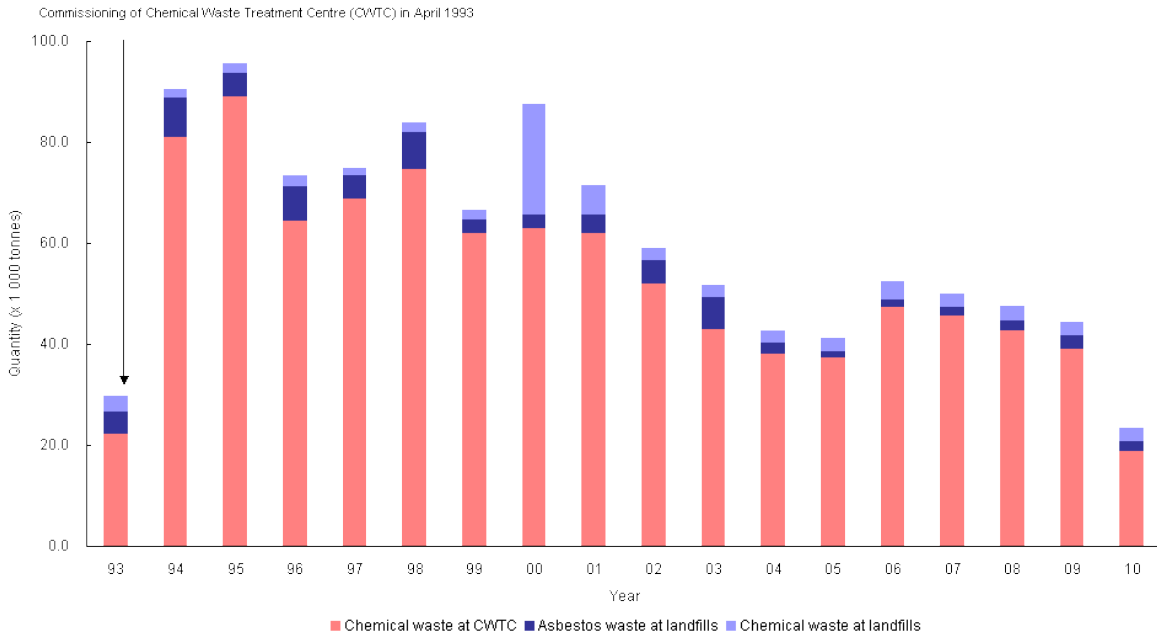
[See Data](#)

Quantity of Municipal Solid Waste Disposed of and Recovered in 1991-2010



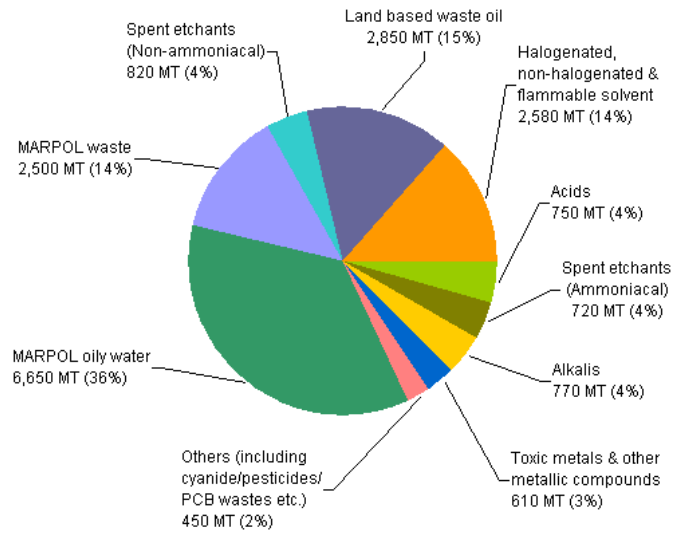
[See Data](#)

Disposal of Chemical Waste in Hong Kong in 1993-2010



[See Data](#)

Chemical Waste Collected at CWTC in 2010



Note: MT=Metric Tonne

[See Data](#)